

---

# Emoji Quiz - Guess the Mythical Creatures

---

Can you guess which Mythical Creature the emojis represent?



---



---



---



---



---



---



---



---



---



---



---



---



---



---


















---

---

# Emoji Quiz - Guess the Mythical Creatures

---

Can you guess which Mythical Creature the emojis represent?

1.  \_\_\_\_\_ Dragon
2.  \_\_\_\_\_ Elf
3.  \_\_\_\_\_ Mermaid
4.  \_\_\_\_\_ Unicorn
5.  \_\_\_\_\_ Vampire
6.  \_\_\_\_\_ Werewolf
7.  \_\_\_\_\_ Fairy
8.  \_\_\_\_\_ Griffin
9.  \_\_\_\_\_ Centaur
10.  \_\_\_\_\_ Gnome
11.  \_\_\_\_\_ Phoenix
12.  \_\_\_\_\_ Zombie
13.  \_\_\_\_\_ Basilisk
14.  \_\_\_\_\_ Yeti
15.  \_\_\_\_\_ Pegasus